

CLIO CUP FRANCE & CENTRAL EUROPE SPA EURO RACE QUALIFYING 2

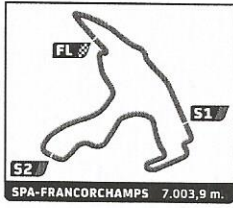
Final Classification

Nr.	Driver	Nat	Team	Car	Time	Lap Total	Gap	Kph
1	69 Sebastiaan Bleekemolen	NLD	Team Bleekemolen	CE	2:44.481	7 7	-	153.3
2	177 Jeremy Sarhy	FR	VIC TEAM	FR	2:44.928	3 5	+0.447	152.9
3	27 Benoit Castagne	FR	RAIWOIT RACING	FR	2:45.439	6 6	+0.958	152.4
4	39 David Pouget	FR	GPA RACING	FR	2:45.443	6 6	+0.962	152.4
5	11 Tomas Pekar	CZE	Carpek Service	CE	2:45.789	6 6	+1.308	152.1
6	2 Marc Guillot	FR	MILAN COMPETITION	FR	2:45.808	6 7	+1.327	152.1
7	123 Jordi Palomeras	FR	MILAN COMPETITION	FR	2:45.883	6 7	+1.402	152.0
8	31 Karol Urbaniak	POL	BM Racing Team	CE	2:46.115	6 6	+1.634	151.8
9	20 Bartosz Paziewski	POL	Seyffarth Motorsport	CE	2:46.350	7 7	+1.869	151.6
10	6 René Leutenegger	CHE	No name fighter	CE	2:46.363	6 7	+1.882	151.6
11	105 Nicolas Milan	FR	MILAN COMPETITION	FR	2:46.403	4 5	+1.922	151.5
12	55 Stephan Polderman	BEL	Team Bleekemolen	CE	2:46.465	6 7	+1.984	151.5
13	17 Albert Legutko	POL	BM Racing Team	CE	2:46.477	7 7	+1.996	151.5
14	117 Guillaume Savoldelli	FR	TB2S	FR	2:46.479	6 7	+1.998	151.5
15	56 Rene Steenmetz	NLD	Team Bleekemolen	CE	2:46.526	7 7	+2.045	151.4
16	169 Jeremy Curty	FR	CARMINE COMPETITION	FR	2:46.604	7 7	+2.123	151.3
17	47 Dorian Guldenfels	FR	RAIWOIT RACING	FR	2:46.614	3 6	+2.133	151.3
18	25 Denis Bulatov	RUS	Seyffarth Motorsport	CE	2:46.672	6 7	+2.191	151.3
19	9 Andreas Stucki	CHE	Stucki Motorsport	CE	2:46.772	7 7	+2.291	151.2
20	211 Corentin Tierce	FR	TIERCE RACING	FR	2:46.830	4 6	+2.349	151.1
21	85 Thibaut Bossy	FR	TEAM TB2S	FR	2:46.901	6 7	+2.420	151.1
22	26 Pierre-Etienne Chaumat	FR	TB2S	FR	2:46.965	4 7	+2.484	151.0
23	33 Daniel Nyffeler	CHE	No name fighter	CE	2:47.033	6 7	+2.552	151.0
24	54 Michael Bleekemolen	NLD	Team Bleekemolen	CE	2:47.172	7 7	+2.691	150.8
25	7 Mickael Carree	FR	T2CM	FR	2:47.190	6 6	+2.709	150.8
26	66 Niklas Mackschin	DEU	Ahrens Racing Team	CE	2:47.443	6 8	+2.962	150.6
27	34 Pierre Tierce	FR	TIERCE RACING	FR	2:47.730	6 7	+3.249	150.3
28	11 Mathieu Lannepoudenx	FR	MILAN COMPETITION	FR	2:48.124	6 6	+3.643	150.0
29	57 Aarni Salminen	FIN	Salminen Racing	CE	2:48.247	5 6	+3.766	149.9
30	41 David Pajot	FR	LMV SPORT	FR	2:48.430	7 7	+3.949	149.7
31	5 Kevin Landwehr	DEU	Schlaug Motorsport	CE	2:48.525	7 7	+4.044	149.6
32	72 Kevin Jimenez	FR	GPA RACING	FR	2:48.811	6 6	+4.330	149.4
33	44 Lisa Brunner	DEU	Stucki Motorsport	CE	2:48.898	6 7	+4.417	149.3
34	3 Loris Prattes	DEU	Schläppi Race-Tec	CE	2:49.014	5 7	+4.533	149.2
35	12 Emmanuel Raffin	FR	AUTOSPORT GP	FR	2:49.262	5 7	+4.781	149.0
36	40 Vincent Brunerie	FR	MILAN COMPETITION	FR	2:49.379	5 6	+4.898	148.9
37	4 Tomasz Wojcik	DEU	Stucki Motorsport	CE	2:49.400	7 7	+4.919	148.8
38	144 Veenesh Shunker	FR	CLAIRET SPORT	FR	2:49.505	6 6	+5.024	148.8
39	77 Dominique Schaak	DEU	Ahrens Racing Team	CE	2:49.564	6 7	+5.083	148.7
40	63 Stéphane Auriacombe	FR	TIERCE RACING	FR	2:49.914	6 6	+5.433	148.4
41	19 Robin Rogalski	POL	Seyffarth Motorsport	CE	2:50.265	4 7	+5.784	148.1
42	155 Adeline Prudent	FR	CARMINE COMPETITION	FR	2:50.616	6 7	+6.135	147.8
43	50 Gregory Touzalin	FR	MILAN COMPETITION	FR	2:50.682	4 6	+6.201	147.7
44	71 Euripides Hatzistefanis	FR	TEAM VRT	FR	2:50.967	6 7	+6.486	147.5
45	30 Max Zschuppe	DEU	Seyffarth Motorsport	CE	2:51.198	6 7	+6.717	147.3
46	78 Jérôme Da Ros	FR	CARMINE COMPETITION	FR	2:51.638	6 6	+7.157	146.9
47	23 Sandro Soubek	CE	MAIR Racing Osttirol	CE	2:52.223	2 6	+7.742	146.4
48	15 Lucas Groeneveld	POL	Certainty Racing Team	CE	2:52.527	6 6	+8.046	146.1
49	24 Antonio Citera	AUT	RTM Motorsport	CE	2:54.651	5 7	+10.170	144.4
50	16 Come Raffin	FR	AUTOSPORT GP	FR	2:55.216	3 4	+10.735	143.9
51	115 Samuel Raffin	FR	AUTOSPORT GP	FR	2:55.282	5 7	+10.801	143.8
52	110 Eric Rollery	FR	CARMINE COMPETITION	FR	2:57.623	3 6	+13.142	142.0

Fastest Lap Lap 7 Sebastiaan Bleekemolen 2:44.481 153.3 Kph

SOME LAPTIMES DELETED TO CARS: 20-25-71-41-16-57-31-41-12-47-110-50-24





CLIO CUP FRANCE & CENTRAL EUROPE
SPA EURO RACE
QUALIFYING 2

Final Classification

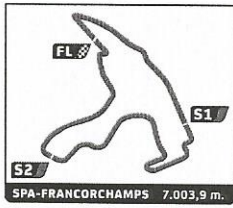
Nr. Driver	Nat	Team	Car	Time	Lap Total	Gap	Kph
------------	-----	------	-----	------	-----------	-----	-----

Published at:

MIKE JANSSEN
Stewards:
Lic: RACB 1835

Track Status: **DRY**

Timekeeper:



CLIO CUP FRANCE & CENTRAL EUROPE SPA EURO RACE QUALIFYING 2

Final Classification by Class

Nr.	Driver	Nat	Team	Car	Time	Lap Total	Gap	Kph
CE								
1	69 Sebastiaan Bleekemolen	NLD	Team Bleekemolen		2:44.481	7 7		153.3
2	11 Tomas Pekar	CZE	Carpek Service		2:45.789	6 6	+1.308 +1.308	152.1
3	31 Karol Urbaniak	POL	BM Racing Team		2:46.115	6 6	+1.634 +0.326	151.8
4	20 Bartosz Paziewski	POL	Seyffarth Motorsport		2:46.350	7 7	+1.869 +0.235	151.6
5	6 René Leutenegger	CHE	No name fighter		2:46.363	6 7	+1.882 +0.013	151.6
6	55 Stephan Polderman	BEL	Team Bleekemolen		2:46.465	6 7	+1.984 +0.102	151.5
7	17 Albert Legutko	POL	BM Racing Team		2:46.477	7 7	+1.996 +0.012	151.5
8	56 Rene Steenmetz	NLD	Team Bleekemolen		2:46.526	7 7	+2.045 +0.049	151.4
9	25 Denis Bulatov	RUS	Seyffarth Motorsport		2:46.672	6 7	+2.191 +0.146	151.3
10	9 Andreas Stucki	CHE	Stucki Motorsport		2:46.772	7 7	+2.291 +0.100	151.2
11	33 Daniel Nyffeler	CHE	No name fighter		2:47.033	6 7	+2.552 +0.261	151.0
12	54 Michael Bleekemolen	NLD	Team Bleekemolen		2:47.172	7 7	+2.691 +0.139	150.8
13	66 Niklas Mackschin	DEU	Ahrens Racing Team		2:47.443	6 8	+2.962 +0.271	150.6
14	57 Aarni Salminen	FIN	Salminen Racing		2:48.247	5 6	+3.766 +0.804	149.9
15	5 Kevin Landwehr	DEU	Schlaug Motorsport		2:48.525	7 7	+4.044 +0.278	149.6
16	44 Lisa Brunner	DEU	Stucki Motorsport		2:48.898	6 7	+4.417 +0.373	149.3
17	3 Loris Prattes	DEU	Schläppi Race-Tec		2:49.014	5 7	+4.533 +0.116	149.2
18	4 Tomasz Wojcik	DEU	Stucki Motorsport		2:49.400	7 7	+4.919 +0.386	148.8
19	77 Dominique Schaak	DEU	Ahrens Racing Team		2:49.564	6 7	+5.083 +0.164	148.7
20	19 Robin Rogalski	POL	Seyffarth Motorsport		2:50.265	4 7	+5.784 +0.701	148.1
21	30 Max Zschuppe	DEU	Seyffarth Motorsport		2:51.198	6 7	+6.717 +0.933	147.3
22	23 Sandro Soubek	AUT	MAIR Racing Osttirol		2:52.223	2 6	+7.742 +1.025	146.4
23	15 Lucas Groeneveld	POL	Certainty Racing Team		2:52.527	6 6	+8.046 +0.304	146.1
24	24 Antonio Citera	AUT	RTM Motorsport		2:54.651	5 7	+10.170 +2.124	144.4

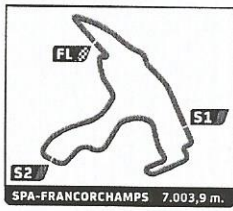
SOME LAPTIMES DELETED TO CARS: 20-25-71-41-16-57-31-41-12-47-110-50-24

Published at:

Track Status: **DRY**

Stewards:
Marc JANSSEN
 Lic: RACB 1835

Timekeeper:



CLIO CUP FRANCE & CENTRAL EUROPE SPA EURO RACE QUALIFYING 2

Final Classification by Class

Nr. Driver	Nat	Team	Car	Time	Lap Total	Gap	Kph
FR							
1	177	Jeremy Sarhy	VIC TEAM	2:44.928	3 5		152.9
2	27	Benoît Castagne	RAIWOIT RACING	2:45.439	6 6	+0.511 +0.511	152.4
3	39	David Pouget	GPA RACING	2:45.443	6 6	+0.515 +0.004	152.4
4	2	Marc Guillot	MILAN COMPETITION	2:45.808	6 7	+0.880 +0.365	152.1
5	123	Jordi Palomeras	MILAN COMPETITION	2:45.883	6 7	+0.955 +0.075	152.0
6	105	Nicolas Milan	MILAN COMPETITION	2:46.403	4 5	+1.475 +0.520	151.5
7	117	Guillaume Savoldelli	TB2S	2:46.479	6 7	+1.551 +0.076	151.5
8	169	Jeremy Curty	CARMINE COMPETITION	2:46.604	7 7	+1.676 +0.125	151.3
9	47	Dorian Guldenfels	RAIWOIT RACING	2:46.614	3 6	+1.686 +0.010	151.3
10	211	Corentin Tierce	TIERCE RACING	2:46.830	4 6	+1.902 +0.216	151.1
11	85	Thibaut Bossy	TEAM TB2S	2:46.901	6 7	+1.973 +0.071	151.1
12	26	Pierre-Etienne Chaumat	TB2S	2:46.965	4 7	+2.037 +0.064	151.0
13	7	Mickael Carree	T2CM	2:47.190	6 6	+2.262 +0.225	150.8
14	34	Pierre Tierce	TIERCE RACING	2:47.730	6 7	+2.802 +0.540	150.3
15	111	Mathieu Lannepoudenx	MILAN COMPETITION	2:48.124	6 6	+3.196 +0.394	150.0
16	41	David Pajot	LMV SPORT	2:48.430	7 7	+3.502 +0.306	149.7
17	72	Kevin Jimenez	GPA RACING	2:48.811	6 6	+3.883 +0.381	149.4
18	12	Emmanuel Raffin	AUTOSPORT GP	2:49.262	5 7	+4.334 +0.451	149.0
19	40	Vincent Brunerie	MILAN COMPETITION	2:49.379	5 6	+4.451 +0.117	148.9
20	144	Veenesh Shunker	CLAIRET SPORT	2:49.505	6 6	+4.577 +0.126	148.8
21	63	Stéphane Auriacombe	TIERCE RACING	2:49.914	6 6	+4.986 +0.409	148.4
22	155	Adeline Prudent	CARMINE COMPETITION	2:50.616	6 7	+5.688 +0.702	147.8
23	50	Gregory Touzalin	MILAN COMPETITION	2:50.682	4 6	+5.754 +0.066	147.7
24	71	Euripides Hatzistefanis	TEAM VRT	2:50.967	6 7	+6.039 +0.285	147.5
25	78	Jerôme Da Ros	CARMINE COMPETITION	2:51.638	6 6	+6.710 +0.671	146.9
26	16	Come Raffin	AUTOSPORT GP	2:55.216	3 4	+10.288 +3.578	143.9
27	115	Samuel Raffin	AUTOSPORT GP	2:55.282	5 7	+10.354 +0.066	143.8
28	110	Eric Rollery	CARMINE COMPETITION	2:57.623	3 6	+12.695 +2.341	142.0

SOME LAPTIMES DELETED TO CARS: 20-25-71-41-16-57-31-41-12-47-110-50-24

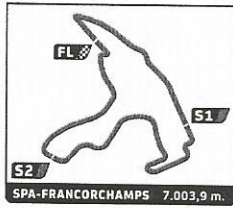
Published at:

Track Status: **DRY**

Stewards:

Marc JANSSEN
Lic : RACR 1835

Timekeeper:



CLIO CUP FRANCE & CENTRAL EUROPE

SPA EURO RACE

QUALIFYING 2

Final Classification by Group

Nr.	Driver	Nat	Team	Car	Time	Lap Total	Gap	Kph
CE-G								
1	6 René Leutenegger	CHE	No name fighter		2:46.363	6 7		151.6
2	55 Stephan Polderman	BEL	Team Bleekemolen		2:46.465	6 7	+0.102 +0.102	151.5
3	56 Rene Steenmetz	NLD	Team Bleekemolen		2:46.526	7 7	+0.163 +0.061	151.4
4	54 Michael Bleekemolen	NLD	Team Bleekemolen		2:47.172	7 7	+0.809 +0.646	150.8
5	24 Antonio Citera	AUT	RTM Motorsport		2:54.651	5 7	+8.288 +7.479	144.4
CE-R								
1	31 Karol Urbaniak	POL	BM Racing Team		2:46.115	6 6		151.8
2	20 Bartosz Paziewski	POL	Seyffarth Motorsport		2:46.350	7 7	+0.235 +0.235	151.6
3	17 Albert Legutko	POL	BM Racing Team		2:46.477	7 7	+0.362 +0.127	151.5
4	25 Denis Bulatov	RUS	Seyffarth Motorsport		2:46.672	6 7	+0.557 +0.195	151.3
5	5 Kevin Landwehr	DEU	Schlaug Motorsport		2:48.525	7 7	+2.410 +1.853	149.6
6	3 Loris Prattes	DEU	Schläppi Race-Tec		2:49.014	5 7	+2.899 +0.489	149.2
7	19 Robin Rogalski	POL	Seyffarth Motorsport		2:50.265	4 7	+4.150 +1.251	148.1
8	30 Max Zschuppe	DEU	Seyffarth Motorsport		2:51.198	6 7	+5.083 +0.933	147.3
9	15 Lucas Groeneveld	POL	Certainty Racing Team		2:52.527	6 6	+6.412 +1.329	146.1
FRA-G								
1	7 Mickael Carree		T2CM		2:47.190	6 6		150.8
2	41 David Pajot		LMV SPORT		2:48.430	7 7	+1.240 +1.240	149.7
3	12 Emmanuel Raffin		AUTOSPORT GP		2:49.262	5 7	+2.072 +0.832	149.0
4	63 Stéphane Auriacombe		TIERCE RACING		2:49.914	6 6	+2.724 +0.652	148.4
5	50 Gregory Touzalin		MILAN COMPETITION		2:50.682	4 6	+3.492 +0.768	147.7
6	71 Euripides Hatzistefanis		TEAM VRT		2:50.967	6 7	+3.777 +0.285	147.5
7	115 Samuel Raffin		AUTOSPORT GP		2:55.282	5 7	+8.092 +4.315	143.8
8	110 Eric Rollery		CARMINE COMPETITION		2:57.623	3 6	+10.433 +2.341	142.0
FRA-J								
1	47 Dorian Guldenfels		RAIWOIT RACING		2:46.614	3 6		151.3
2	211 Corentin Tierce		TIERCE RACING		2:46.830	4 6	+0.216 +0.216	151.1
3	34 Pierre Tierce		TIERCE RACING		2:47.730	6 7	+1.116 +0.900	150.3
4	111 Mathieu Lannepoudenx		MILAN COMPETITION		2:48.124	6 6	+1.510 +0.394	150.0
5	72 Kevin Jimenez		GPA RACING		2:48.811	6 6	+2.197 +0.687	149.4
6	40 Vincent Brunerie		MILAN COMPETITION		2:49.379	5 6	+2.765 +0.568	148.9
7	155 Adeline Prudent		CARMINE COMPETITION		2:50.616	6 7	+4.002 +1.237	147.8
8	16 Come Raffin		AUTOSPORT GP		2:55.216	3 4	+8.602 +4.600	143.9

SOME LAPTIMES DELETED TO CARS: 20-25-71-41-16-57-31-41-12-47-110-50-24

Published at:

Track Status: **DRY**

Stewards:

Marc JANSSEN
Lic: RACB 1835

Timekeeper: